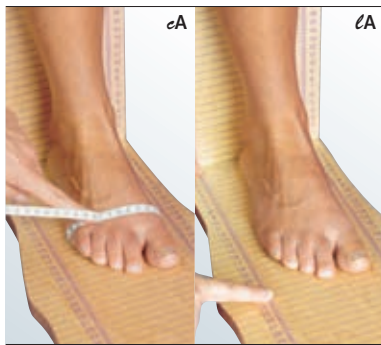


Correct fitting of round knit compression stockings

Note: please take the measurements on the inside of the leg except for ℓG



eA, lA, lZ

Take circumferential measurement eA just behind the joint at the base of the toes where the little toe begins. **The length of the foot for open toe stockings** is determined by the length measurement lA which is measured from the ridge of the heel to measurement point eA . **The length of the foot for closed toe stockings** is measured from the ridge of the foot to the tips of the toes. (**lZ -measurement**)



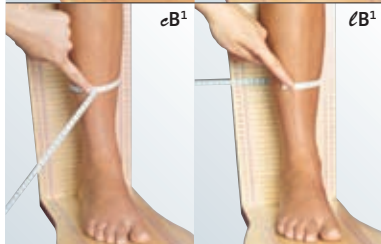
eY

Take the circumferential measurement eY , around the heel and the instep, with the foot in maximum dorsal extension.



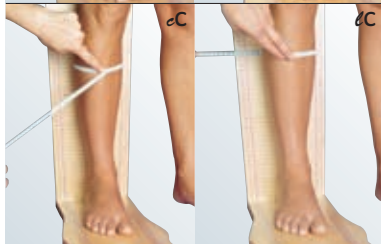
eB, lB

Take the circumferential measurement eB and length measurement lB at the narrowest circumference of the leg below the knee, directly above the ankle. This measurement above the ankle bones is especially important for selecting the stocking size, because the pressure here will be 100%.



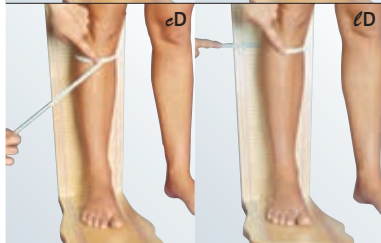
eB^1, lB^1

The circumferential measurement eB^1 and the length measurement lB^1 are at the point where the calf begins, or at the transition point to the Achilles tendon.



eC, lC

Take the eC and lC length measurements at the widest circumference of the calf.



eD, lD

Take the circumference eD and length lD measurements about two fingerbreadths below the hollow of the knee at the level of the head of the fibula.



eE, lE

The circumferential measurement eE is the circumference of the knee. Measure it below the hollow of the knee and all the way round, in the middle of the kneecap. The leg should be slightly bent. Take the length measurement lE when the leg is straight.



eF, lF

Circumferential measurement eF and length measurement lF are located where the inner thigh muscle begins or in the middle of the thigh.



eG, lG

Take the eG and length measurement lG about 3 cm below the crotch.



eK

Take the circumferential measurement eK at the height of the g measurement, around both legs.



eH, lH

Take the circumferential measurement eH at hip level at the widest point of the buttocks.



eT, lT

Take the circumferential measurement eT round the waist.



Front panty top length

Front panty top length
Measure from the crotch to the waist. It is however more comfortable for the patient if you go 3cm to the side of the crotch and measure the panty top length from there.



Back panty top length

Back panty top length
Measure from the gluteal fold to the waist. If the patient requests a longer or shorter panty top, you must measure to the length the patient requests. The "waist" point is only the standard length.